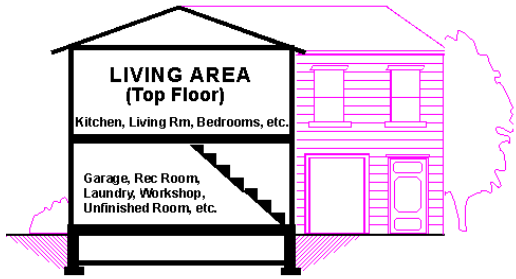


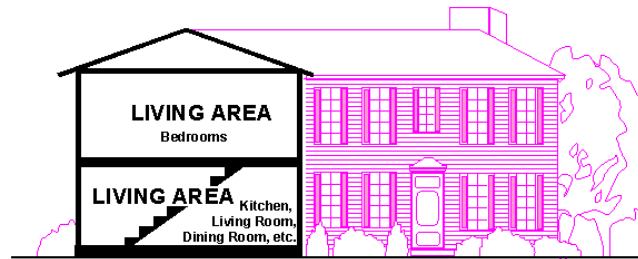
Style of Home Guide

Basement Entry



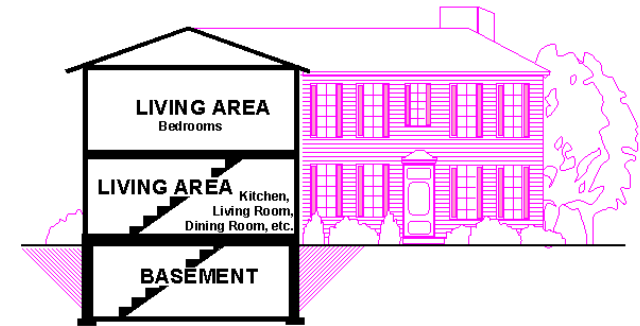
The living space is on the top floor of the house. Level-entry or basement-entry is characterized by a long flight of stairs from the entry up to the main living space.

2 Storey



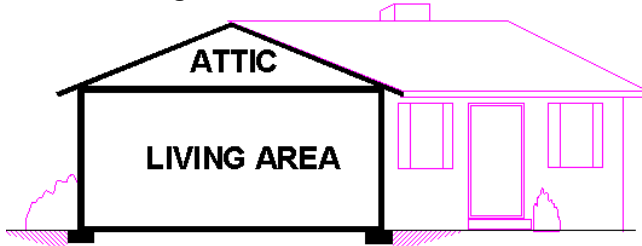
The living space is on the main floor, with bedrooms upstairs. Either on a crawl space or slab. This also includes the 1½ storey or 'Cape Cod', noted for its sloped ceilings.

2 Storey w/ Basement



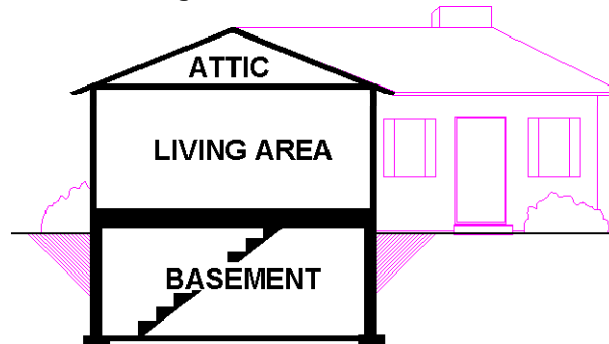
Either a full or partial in-ground basement. The living space is on the main floor, with bedrooms upstairs. This also includes the 1½ storey or 'Cape Cod', noted for its sloped ceilings.

Rancher/Bungalow



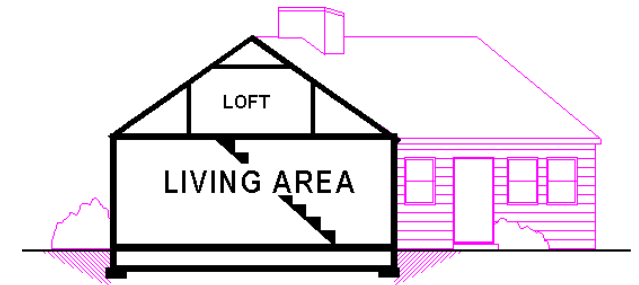
The living space is on one floor on a crawl space or slab.

Rancher/Bungalow w/Basement



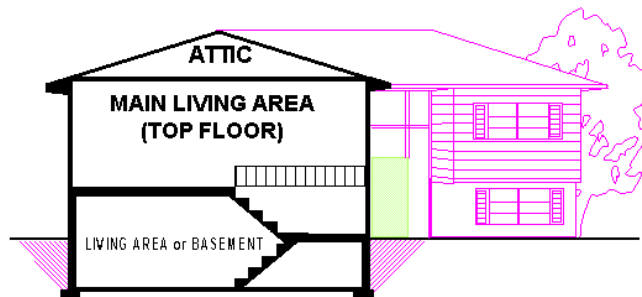
The living space is on one floor with either a full or partial in-ground basement. Usually has an inground walkout basement.

Rancher/Bungalow w/ Loft



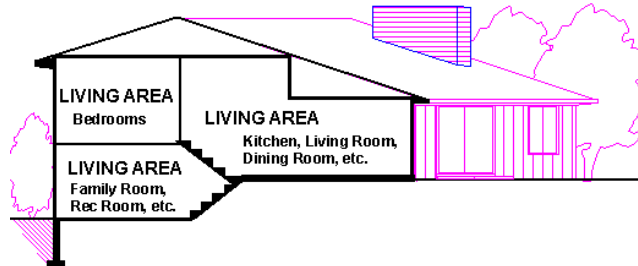
Includes a loft area above the main living space.

Split Entry



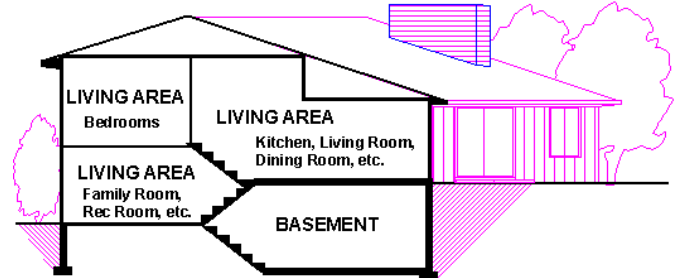
The living space is on the top floor of the house. Cathedral or split-entry is easily recognized by its two flights of stairs; one ascending to the top floor and main living space, the other descending to the basement.

3 Level Split



The living space is split between three levels, with the living room, dining room and kitchen on the main level, the bedrooms up, and the family room and laundry down. Usually on a combination crawl space and slab. Available as a side-split or as a back split.

4 Level Split



The living space is split between four levels. The living room, dining room and kitchen on the main level, bedrooms up, and family room and laundry down. The fourth level is the addition of a basement underneath the main living area in place of a crawl space.